

Scaled data based on original data using
LM-79-08 Approved Method: Electrical and Photometric Measurements of Solid-
State Lighting Products

Test Report Prepared for
Cooper Lighting Solutions
(formerly Eaton)

Brand: INVUE

Report Number: P675179

Luminaire Tested: **CCW-SA-1C-835-U-T4FT**

Issue Date: 04/25/2023



Test Information

Test Method: LM-79-08
Report Number: P675179
Test Lab: INNOVATION CENTER(G1)
Issue Date: 04/25/2023
Manufacturer: COOPER LIGHTING SOLUTIONS (FORMERLY EATON)
Product Line: INVUE
Catalog Number: CCW-SA-1C-835-U-T4FT
Description: INVUE CLEAR CURVE Wall Pack MOUNT LIGHT SQUARE LUMINAIRE @615mA w/
T4FT distribution lens
Light Source: (16) 3500K CCT, 80 CRI LEDs
Ballast/Driver: ELECTRONIC DRIVER

Summary

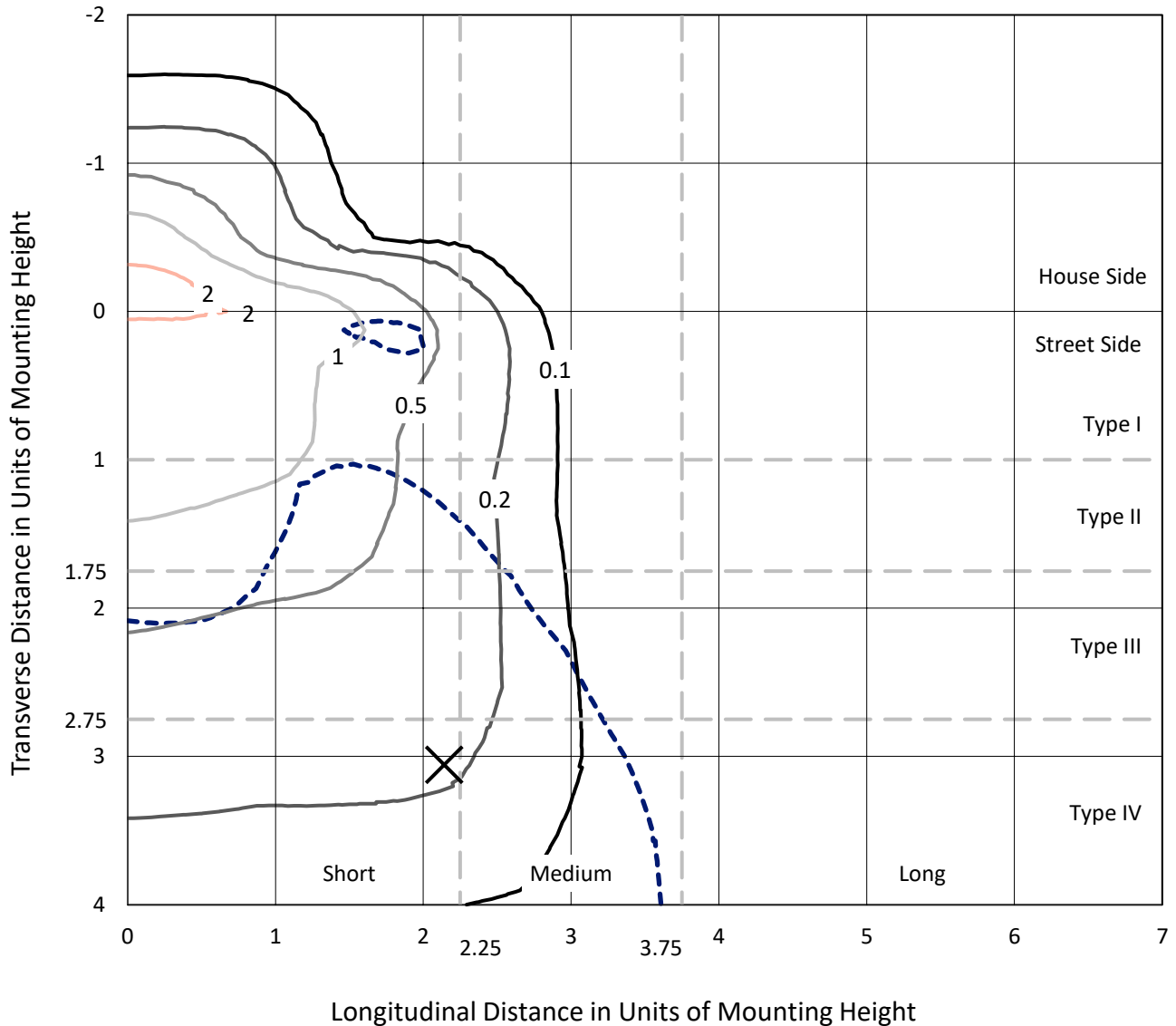
Lumens per Lamp: N/A
Luminaire Lumens: 3723.2 lumens
Efficiency: N/A
Efficacy: 116.4 lumens/watt
Luminous Opening: Rectangular (W 1' x L: 0.5' x H: 0')
IES Classification: Type IV - Short
BUG Rating: B1 - U0 - G2

Input Watts (W): 32
Input Voltage (V): 120
Input Current (Ain): NR
Voltage Rise (V): NR
Power Factor: NR
Total Harmonic Distortion (THDi): NR
Frequency (hertz): 60
Stabilization Time: NR
Operation Time: NR
Ambient Temperature (°C): NR
Test Distance: 25 FT

REPORT NUMBER: P675179
 CATALOG NUMBER: CCW-SA-1C-835-U-T4FT

Iso-Footcandle Lines of Horizontal Illumination

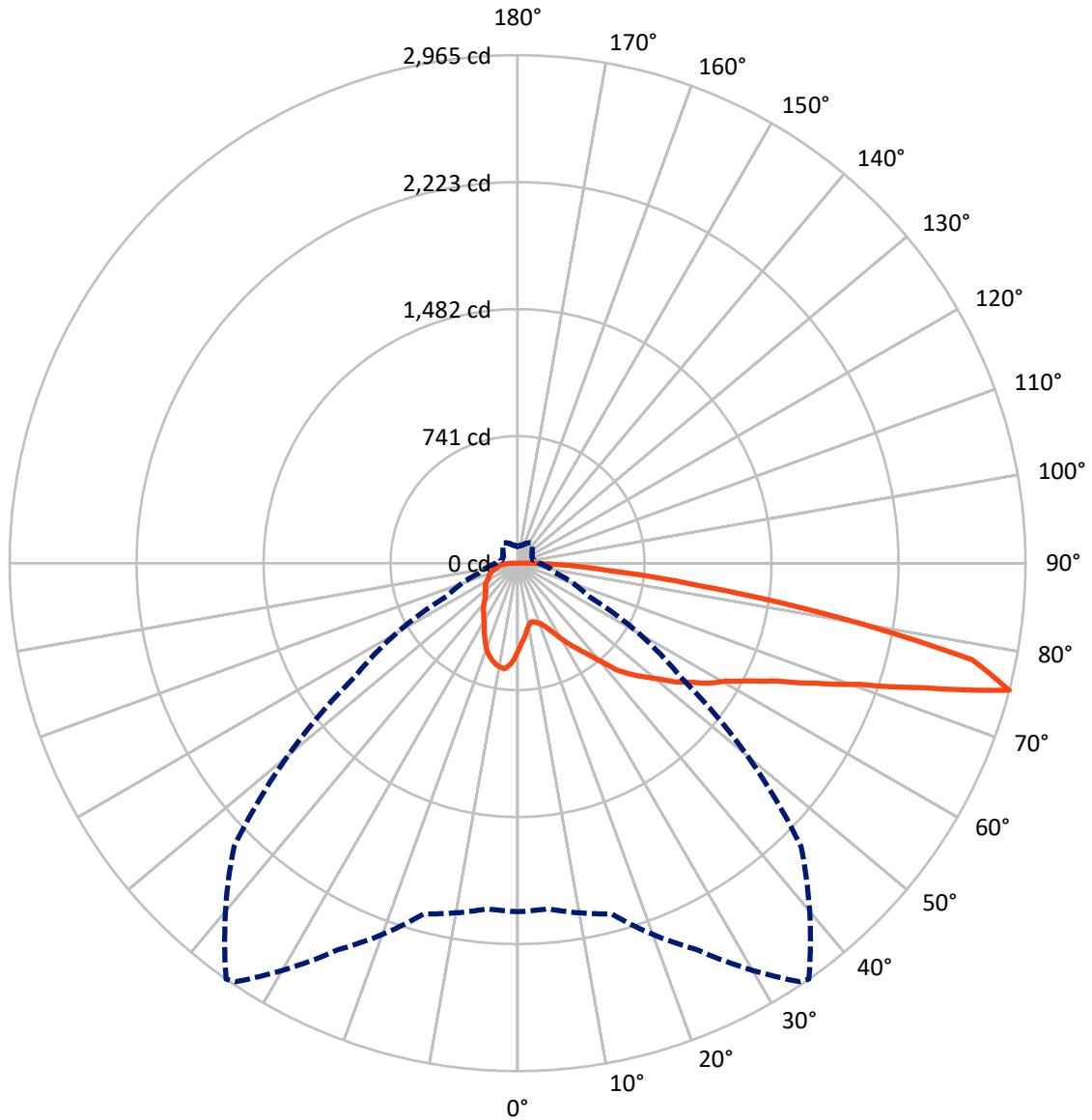
× Max cd
 - - - 1/2 Max cd



Based on 15 foot mounting height. Maximum calculated value = 2.7 fc
 Type IV - Short - N/A

REPORT NUMBER: P675179
CATALOG NUMBER: CCW-SA-1C-835-U-T4FT

Luminous Intensity Polar Plot



— Vertical Plane Through 35-Deg Lateral - - - Horizontal Cone Through 75-Deg Vertical

REPORT NUMBER: P675179
 CATALOG NUMBER: CCW-SA-1C-835-U-T4FT

FLUX DISTRIBUTION:

		Downward	Upward	Total
House Side	Lumens	855.7	0.0	855.7
	% Fixture	23.0	0.0	23.0
Street Side	Lumens	2867.5	0.0	2867.5
	% Fixture	77.0	0.0	77.0
Total	Lumens	3723.2	0.0	3723.2
	% Fixture	100.0	0.0	100.0

Coefficient of Utilization

ZONAL LUMENS:

Zone	Lumens	% Fixture
0°-10°	48.6	1.3
10°-20°	141.1	3.8
20°-30°	234.1	6.3
30°-40°	347.0	9.3
40°-50°	500.3	13.4
50°-60°	688.0	18.5
60°-70°	849.8	22.8
70°-80°	777.5	20.9
80°-90°	136.9	3.7
90°-100°	0.0	0.0
100°-110°	0.0	0.0
110°-120°	0.0	0.0
120°-130°	0.0	0.0
130°-140°	0.0	0.0
140°-150°	0.0	0.0
150°-160°	0.0	0.0
160°-170°	0.0	0.0
170°-180°	0.0	0.0
0°-90°	3723.2	100.0
0°-180°	3723.2	100.0



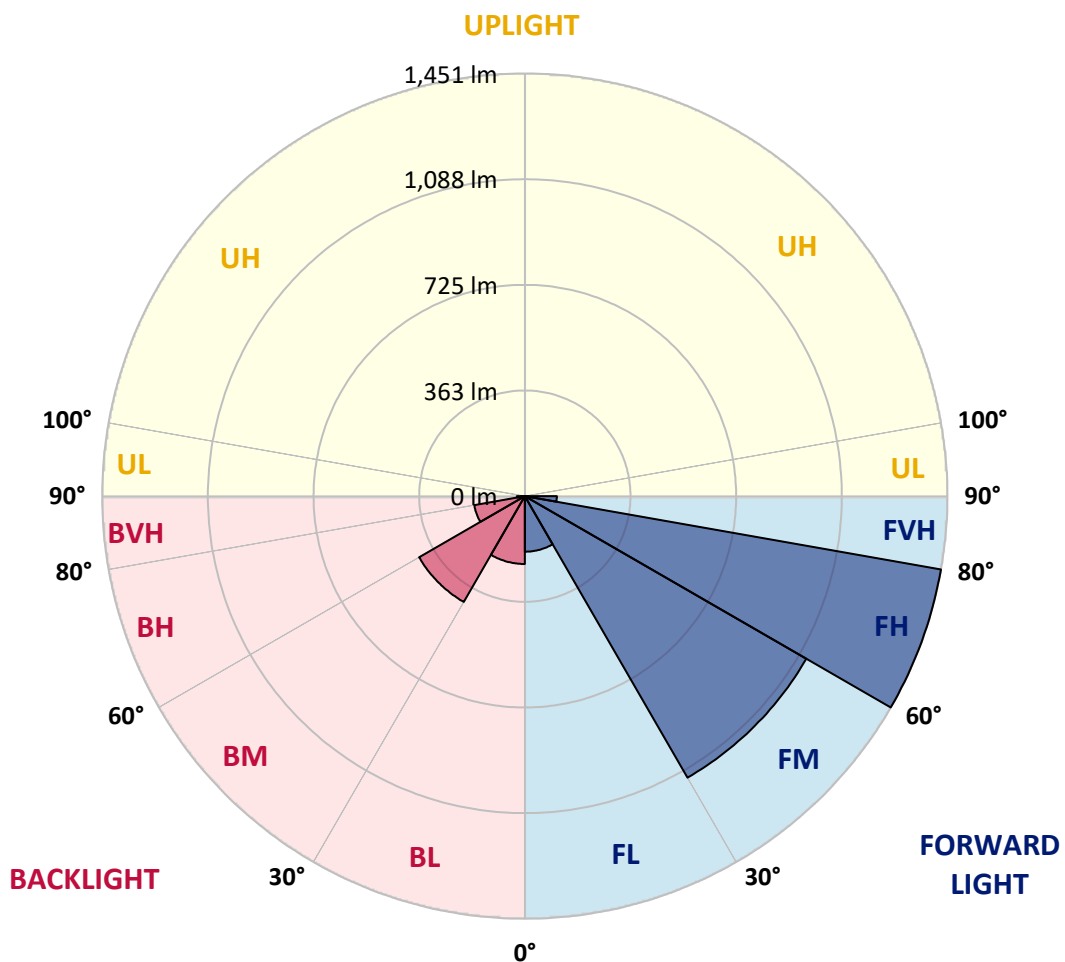
REPORT NUMBER: P675179
 CATALOG NUMBER: CCW-SA-1C-835-U-T4FT

LUMINAIRE CLASSIFICATION SYSTEM LUMEN TABLE AND BUG RATING:

Zone	Lumens	% Fixture	Zone Rating/Lumen Limit		
			B	U	G
FL (0°-30°)	190.8	5.1			
FM (30°-60°)	1116.0	30.0			
FH (60°-80°)	1450.9	39.0			G1/1800
FVH (80°-90°)	109.8	3.0			G2/225
BL (0°-30°)	232.9	6.3	B1/500		
BM (30°-60°)	419.3	11.3	B1/1000		
BH (60°-80°)	176.5	4.7	B1/500		G1/500
BVH (80°-90°)	27.0	0.7			G1/100
UL (90°-100°)	0.0	0.0		U0/0	
UH (100°-180°)	0.0	0.0		U0/0	

BUG Rating: B1-U0-G2

Type IV Short





REPORT NUMBER: P675179

CATALOG NUMBER: CCW-SA-1C-835-U-T4FT

CANDELA DISTRIBUTION (FULL):

	0°	5°	15°	25°	34°	35°	45°	55°	65°	75°	85°
0°	510.1	510.1	510.1	510.1	510.1	510.1	510.1	510.1	510.1	510.1	510.1
2.5°	462.1	458.0	462.1	464.9	464.9	464.9	469.0	481.3	489.5	495.0	504.6
5°	414.1	415.5	418.2	425.1	429.2	431.9	438.8	453.9	466.2	484.0	504.6
7.5°	371.6	374.3	378.5	385.3	394.9	393.5	408.6	429.2	452.5	475.8	506.0
10°	349.7	355.2	356.5	357.9	367.5	367.5	388.1	411.4	440.2	470.3	506.0
12.5°	353.8	353.8	349.7	348.3	353.8	352.4	370.2	397.7	429.2	471.7	511.5
15°	366.1	366.1	357.9	349.7	357.9	355.2	370.2	392.2	429.2	473.1	522.4
17.5°	382.6	383.9	374.3	360.6	363.4	364.8	375.7	396.3	429.2	475.8	537.5
20°	415.5	408.6	393.5	371.6	381.2	377.1	393.5	411.4	437.4	486.8	559.5
22.5°	444.3	444.3	415.5	396.3	397.7	397.7	412.7	427.8	449.8	501.9	575.9
25°	490.9	488.2	452.5	423.7	426.5	427.8	436.1	453.9	470.3	510.1	596.5
27.5°	549.9	543.0	507.4	474.5	463.5	467.6	471.7	485.4	489.5	523.8	621.2
30°	612.9	603.3	573.2	521.1	515.6	517.0	510.1	518.3	512.8	545.8	645.9
32.5°	652.7	652.7	623.9	585.5	570.4	570.4	547.1	552.6	552.6	566.3	689.7
35°	687.0	684.3	665.1	636.3	626.7	621.2	597.9	606.1	592.4	606.1	751.4
37.5°	739.1	730.9	722.6	703.4	684.3	680.1	667.8	673.3	654.1	647.2	821.4
40°	799.4	795.3	787.1	778.9	759.7	758.3	744.6	750.1	729.5	703.4	891.3
42.5°	888.6	876.2	850.2	843.3	847.4	852.9	847.4	837.8	800.8	767.9	966.7
45°	977.7	958.5	909.1	898.2	929.7	925.6	948.9	944.8	884.5	832.3	1046.3
47.5°	1035.3	1018.8	979.1	972.2	985.9	991.4	1061.3	1049.0	953.0	891.3	1123.0
50°	1076.4	1077.8	1025.7	1043.5	1061.3	1061.3	1149.1	1147.7	1036.7	964.0	1223.2
52.5°	1136.8	1117.6	1095.6	1112.1	1136.8	1150.5	1258.8	1228.6	1088.8	1025.7	1335.6
55°	1168.3	1160.1	1140.9	1169.7	1221.8	1228.6	1343.8	1320.5	1147.7	1098.4	1450.8
57.5°	1180.6	1187.5	1219.0	1231.4	1304.1	1321.9	1420.6	1387.7	1202.6	1188.9	1539.9
60°	1235.5	1225.9	1268.4	1317.8	1387.7	1397.3	1516.6	1445.3	1256.1	1247.8	1568.7
62.5°	1346.6	1321.9	1345.2	1404.2	1501.5	1513.9	1618.1	1522.1	1279.4	1287.6	1567.3
65°	1508.4	1490.5	1456.3	1502.9	1640.0	1657.8	1737.4	1587.9	1272.5	1273.9	1456.3
67.5°	1699.0	1670.2	1634.5	1663.3	1830.6	1871.7	1882.7	1616.7	1224.5	1197.1	1184.8
70°	1866.3	1847.1	1823.8	1873.1	2106.2	2121.3	2063.7	1598.9	1091.5	961.2	789.8
72.5°	2022.6	2013.0	2026.7	2211.8	2479.2	2488.8	2233.8	1486.4	862.5	582.8	367.5
75°	2034.9	2025.3	2119.9	2491.6	2946.8	2964.6	2339.3	1165.6	455.3	237.2	155.0
77.5°	1378.1	1406.9	1583.8	2181.7	2706.8	2711.0	1912.9	541.6	187.9	139.9	108.3
80°	338.7	375.7	596.5	1128.5	1825.1	1870.4	1047.6	182.4	123.4	107.0	80.9
82.5°	123.4	134.4	242.7	510.1	1025.7	1043.5	366.1	98.7	89.1	82.3	59.0
85°	59.0	60.3	115.2	250.9	518.3	512.8	131.6	59.0	64.4	56.2	35.7
87.5°	24.7	24.7	50.7	116.6	229.0	222.1	42.5	27.4	37.0	32.9	17.8
90°	0.0	0.0	0.0	0.0	0.0	0.0	0.0	0.0	0.0	0.0	0.0



REPORT NUMBER: P675179
 CATALOG NUMBER: CCW-SA-1C-835-U-T4FT

CANDELA DISTRIBUTION (continued):

	90°	95°	105°	115°	125°	135°	145°	155°	165°	175°	180°
0°	510.1	510.1	510.1	510.1	510.1	510.1	510.1	510.1	510.1	510.1	510.1
2.5°	511.5	514.2	525.2	533.4	541.6	548.5	559.5	559.5	566.3	566.3	566.3
5°	510.1	525.2	543.0	562.2	574.6	586.9	597.9	599.2	603.3	608.8	610.2
7.5°	515.6	530.7	559.5	586.9	602.0	607.5	621.2	617.1	617.1	617.1	621.2
10°	526.6	543.0	582.8	607.5	618.4	619.8	615.7	612.9	604.7	602.0	597.9
12.5°	534.8	563.6	603.3	622.5	618.4	614.3	604.7	591.0	581.4	578.7	578.7
15°	555.4	584.2	621.2	628.0	621.2	599.2	586.9	571.8	563.6	551.2	556.7
17.5°	573.2	606.1	639.0	630.8	617.1	582.8	565.0	543.0	532.0	518.3	518.3
20°	596.5	626.7	655.5	633.5	603.3	566.3	537.5	510.1	495.0	481.3	484.0
22.5°	622.5	650.0	665.1	622.5	582.8	540.3	500.5	474.5	455.3	447.0	449.8
25°	643.1	673.3	670.5	604.7	558.1	507.4	463.5	438.8	434.7	426.5	426.5
27.5°	669.2	700.7	666.4	582.8	517.0	455.3	427.8	418.2	418.2	414.1	416.9
30°	703.4	725.4	656.8	551.2	464.9	408.6	394.9	400.4	410.0	405.9	407.3
32.5°	759.7	756.9	648.6	515.6	410.0	363.4	373.0	383.9	392.2	396.3	399.0
35°	814.5	796.7	639.0	467.6	359.3	341.4	349.7	362.0	377.1	381.2	382.6
37.5°	869.4	837.8	622.5	408.6	327.7	322.2	330.5	337.3	349.7	352.4	355.2
40°	927.0	865.3	593.7	351.0	301.7	301.7	307.2	308.5	315.4	319.5	322.2
42.5°	977.7	891.3	541.6	297.6	274.2	283.8	285.2	282.5	277.0	279.7	281.1
45°	1039.4	920.1	481.3	259.2	253.7	266.0	268.8	257.8	248.2	242.7	240.0
47.5°	1099.7	950.3	429.2	227.6	234.5	253.7	253.7	241.3	224.9	211.2	205.7
50°	1154.6	980.4	386.7	208.4	215.3	244.1	246.8	223.5	205.7	189.2	186.5
52.5°	1246.5	1031.2	342.8	193.3	204.3	237.2	235.9	215.3	192.0	174.1	172.8
55°	1327.4	1081.9	285.2	178.3	193.3	227.6	231.7	207.1	175.5	159.1	156.3
57.5°	1386.3	1094.3	227.6	163.2	182.4	216.7	222.1	190.6	164.5	150.8	149.5
60°	1397.3	1046.3	185.1	150.8	167.3	201.6	205.7	181.0	156.3	145.4	142.6
62.5°	1346.6	954.4	157.7	139.9	155.0	186.5	194.7	170.0	148.1	138.5	137.1
65°	1231.4	820.0	138.5	130.3	146.7	175.5	185.1	161.8	141.2	133.0	131.6
67.5°	975.0	629.4	123.4	123.4	135.8	164.5	178.3	156.3	134.4	128.9	127.5
70°	637.6	378.5	112.4	113.8	127.5	155.0	170.0	149.5	126.2	124.8	122.0
72.5°	274.2	174.1	100.1	104.2	115.2	138.5	157.7	139.9	116.6	112.4	108.3
75°	126.2	105.6	90.5	93.2	102.8	122.0	142.6	128.9	108.3	101.5	97.4
77.5°	89.1	76.8	75.4	80.9	87.8	105.6	126.2	120.7	100.1	94.6	91.9
80°	65.8	59.0	63.1	68.6	72.7	97.4	119.3	111.1	91.9	83.6	79.5
82.5°	46.6	43.9	49.4	54.8	59.0	85.0	109.7	97.4	76.8	69.9	63.1
85°	27.4	28.8	34.3	37.0	41.1	63.1	91.9	78.2	59.0	45.3	43.9
87.5°	12.3	12.3	16.5	17.8	20.6	37.0	61.7	49.4	37.0	28.8	27.4
90°	0.0	0.0	0.0	0.0	0.0	0.0	0.0	0.0	0.0	0.0	0.0

(END OF REPORT)